



THC35F03A

Hybrid Coupler 3dB, 90°

Rev A1.0

The THC35F03A is a low profile, high performance 3dB hybrid coupler in a new easy to use, manufacturing friendly surface mount package. It is designed for AMPS Band applications. The THC35F03A is particularly for balanced power and low noise amplifiers, plus signal designed distribution and other applications where low insertion loss and tight amplitude and phase balance is required. It can be used in power applications up to 25 Watts.

Parts have been subjected to rigorous qualification testing and they are manufactured using materials with coefficients of thermal expansion (CTE) compatible with common substrates such as FR4, G-10, RF-35, R04350 and polyimide.

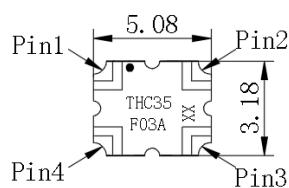
Features:

- . 3300-4200 MHz
- . AMPS
- . High Power
- . Very Low Loss
- . Tight Amplitude Balance
- . High Isolation
- . Low VSWR
- . Good Repeatability
- . CTE compatible with FR4, G-10, RF-35, R04350B and polyimide
- . Immersion gold, prevent surface oxidation & scratch
- . RoHS Compliant
- . Tape & Reel Package available

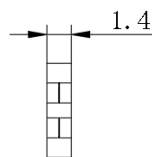
Electrical Specifications

Frequency	Isolation	Insertion Loss	VSWR	Amplitude Balance
MHz	dB Min	dB Max	Max:1	dB Max
3300-4200	15.0	0.45	1.50	±0.5
Phase Balance	Power	Size	Thickness	Operating Temp.
Degrees	Avg.CW.Watts	mm	mm	°C
90±5.0	25	5.08*3.18	1.3	-55 to+105

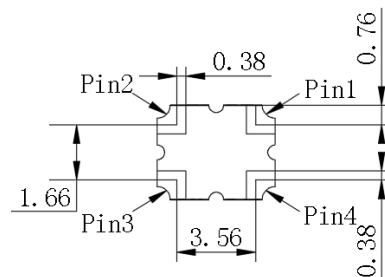
TOP VIEW



SIDE VIEW

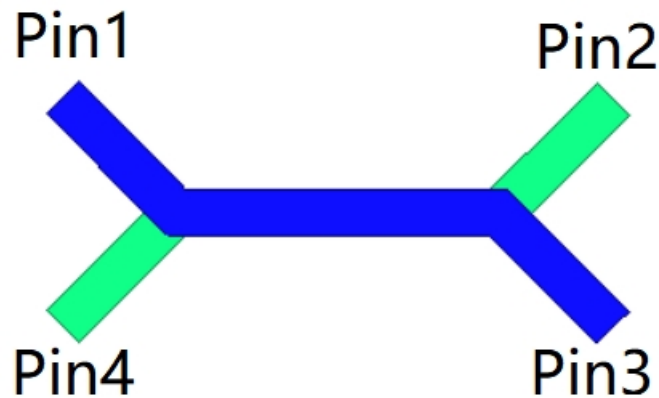


BOTTOM VIEW



Hybrid Coupler Pin Configuration

The THC35F03A has an orientation marker to denote Pin 1. Once port one has been identified the other ports are known automatically. Please see the chart below for clarification:



Configuration	Pin 1	Pin 2	Pin 3	Pin 4
Splitter	Input	Isolated	-3dB \angle $\theta-90^\circ$	-3dB \angle θ
Splitter	Isolated	Input	-3dB \angle θ	-3dB \angle $\theta-90^\circ$
Splitter	-3dB \angle $\theta-90^\circ$	-3dB \angle θ	Input	Isolated
Splitter	-3dB \angle θ	-3dB \angle $\theta-90^\circ$	Isolated	Input
Combiner	$A \angle \theta-90^\circ$	$A \angle \theta$	Isolated	Output
Combiner	$A \angle \theta$	$A \angle \theta-90^\circ$	Output	Isolated
Combiner	Isolated	Output	$A \angle \theta-90^\circ$	$A \angle \theta$
Combiner	Output	Isolated	$A \angle \theta$	$A \angle \theta-90^\circ$

Note:

“A” is the amplitude of the applied signals. When two quadrature signals with equal amplitudes are applied to the coupler as described in the table, they will combine at the output port. If the amplitudes are not equal, some of the applied energy will be directed to the isolated port.



THC35F03A

Hybrid Coupler 3dB, 90°

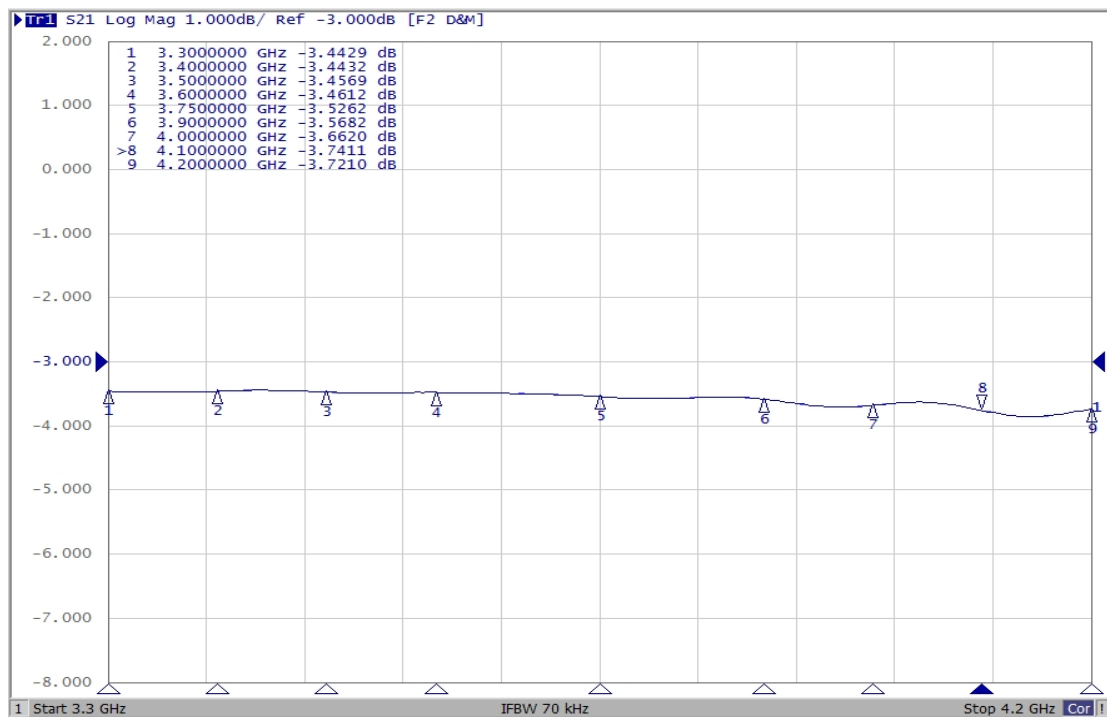
Rev A1.0

Typical Performance Data

Frequency	MHz	3300	3400	3500	3600	3750	3900	4000	4100	4200
Coupling	dB	-3.44	-3.44	-3.46	-3.46	-3.53	-3.57	-3.66	-3.74	-3.72
Transmission	dB	-2.96	-3.02	-3.05	-3.06	-3.11	-3.08	-3.07	-3.10	-2.97
Insertion Loss	dB	-0.19	-0.22	-0.25	-0.25	-0.30	-0.31	-0.35	-0.40	-0.34
Isolation	dB	-21.06	-20.32	-19.61	-18.93	-18.03	-17.15	-16.64	-16.17	-15.64
Phase	degree	92.39	92.42	92.52	92.44	92.70	93.07	93.42	93.71	94.50
VSWR	Input	/	1.22	1.24	1.26	1.28	1.31	1.34	1.36	1.39
	coupler	/	1.20	1.21	1.22	1.24	1.26	1.28	1.29	1.31
	Transmission	/	1.16	1.19	1.22	1.25	1.30	1.35	1.39	1.42
	Isolated	/	1.15	1.17	1.18	1.20	1.23	1.27	1.30	1.33

Typical Performance

Coupling(dB):



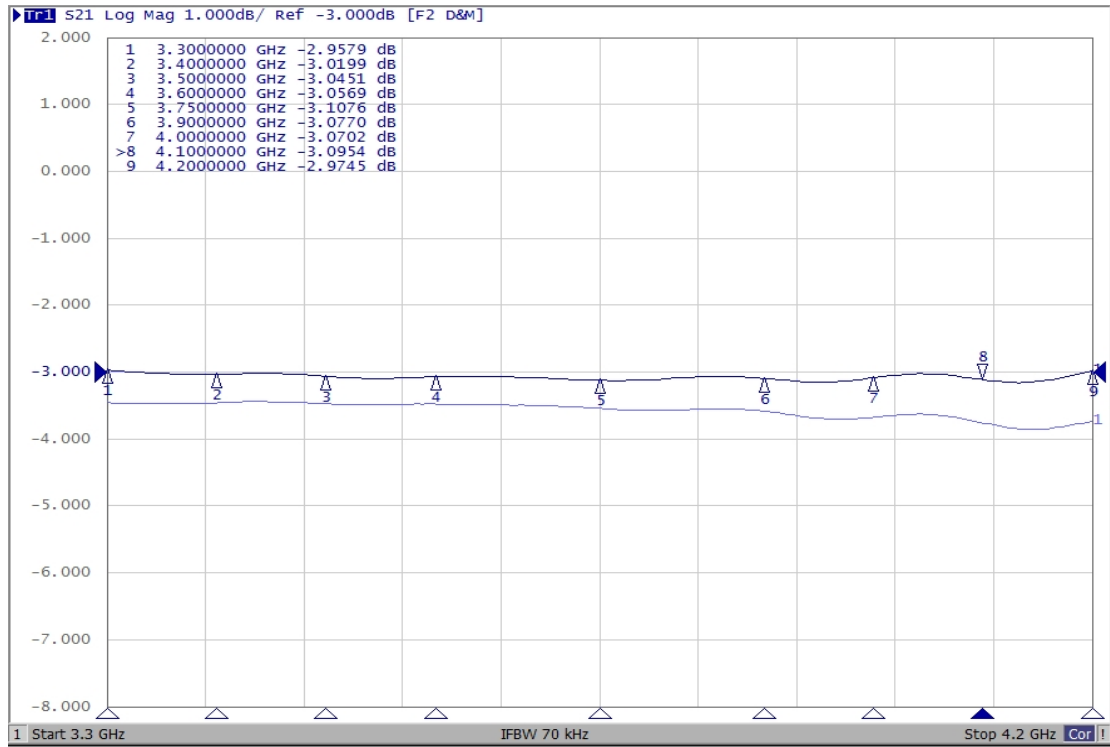


THC35F03A

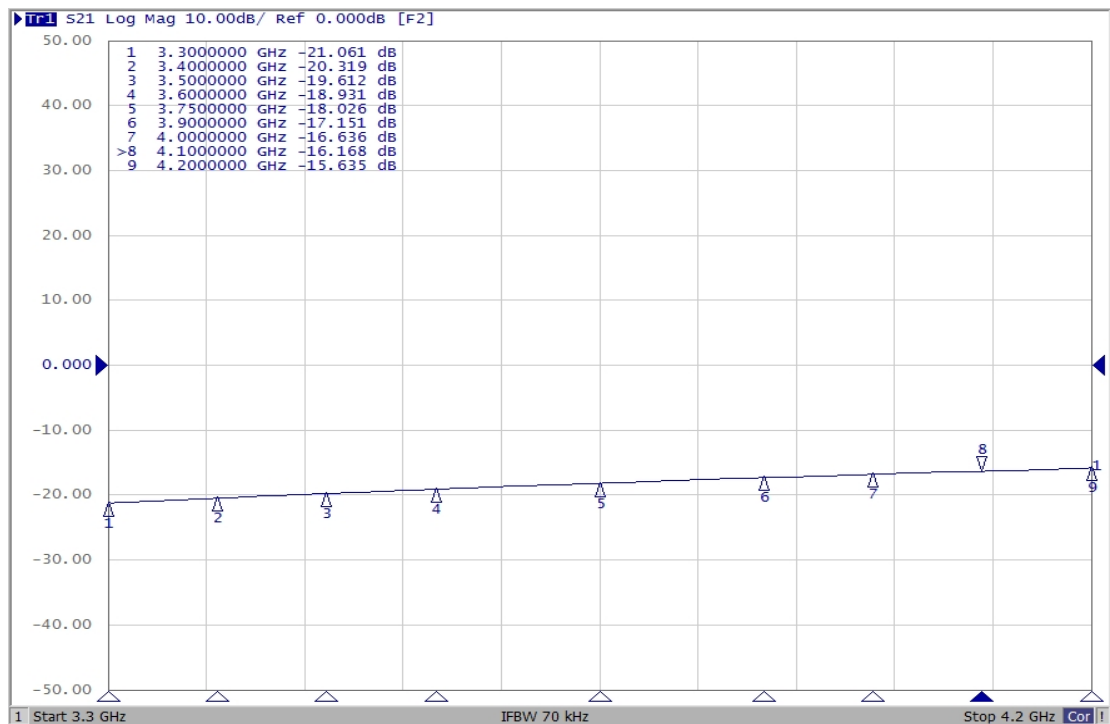
Hybrid Coupler 3dB, 90°

Rev A1.0

Transmission(dB):



Isolation(dB):



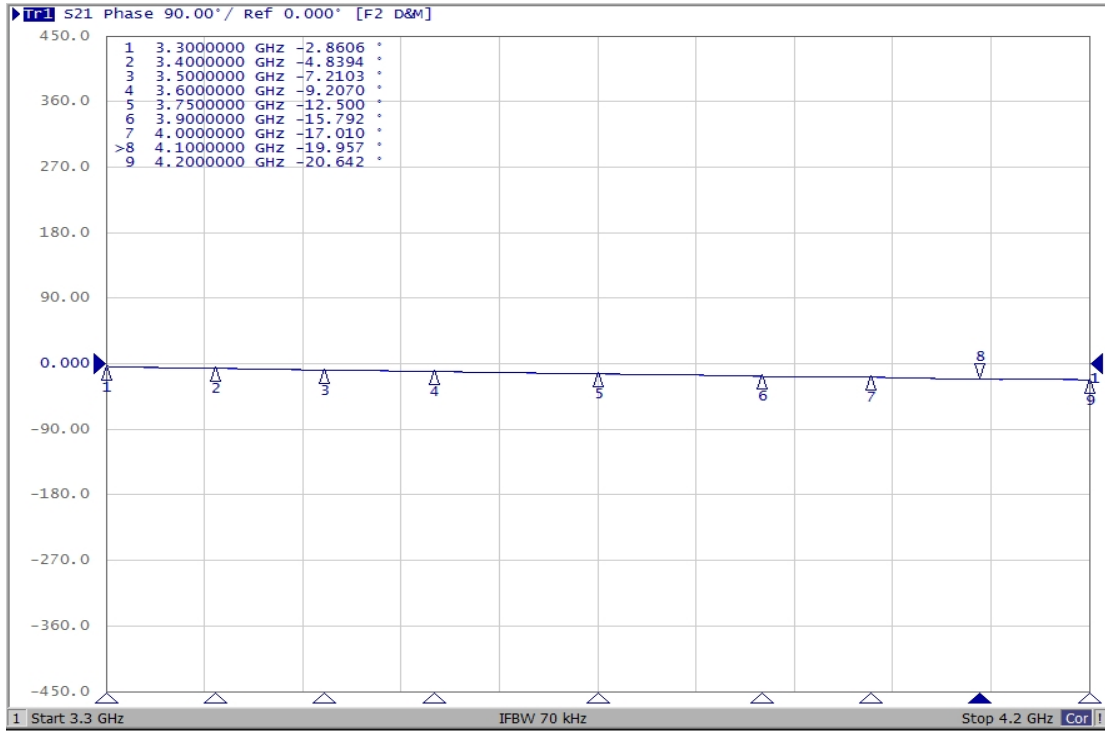


THC35F03A

Hybrid Coupler 3dB, 90°
Rev A1.0

Phase(degree):

Coupling Phase(degree):

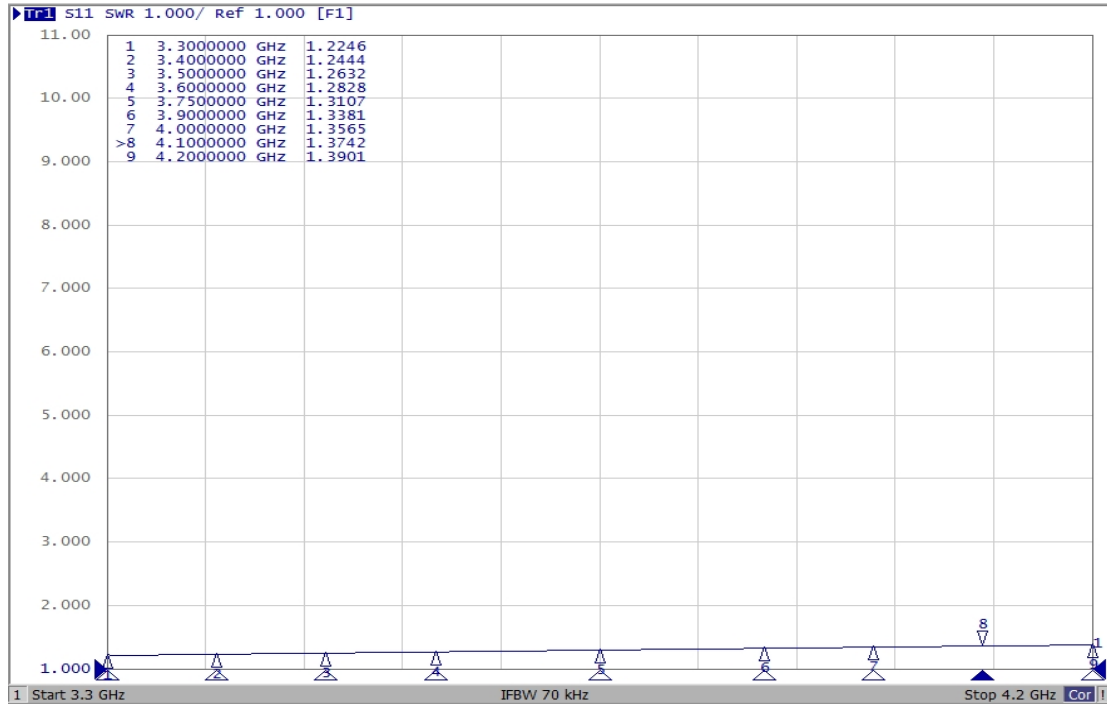


Transmission Phase(degree):

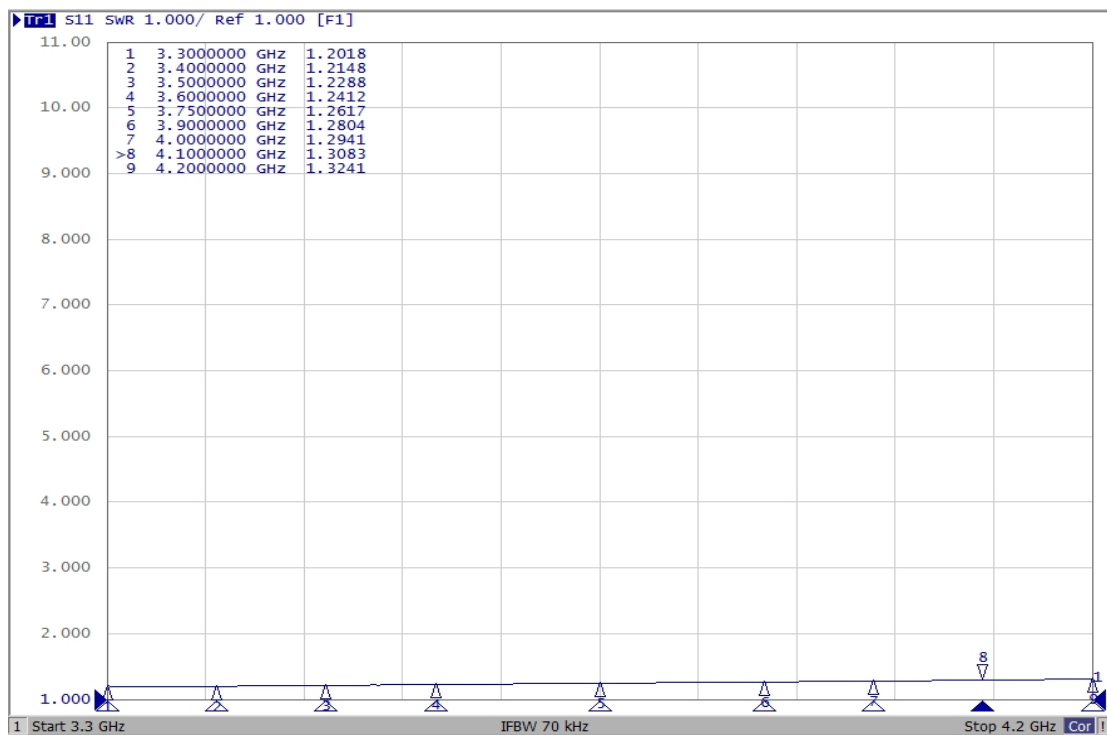


VSWR :

Input Port:



Coupling Port:



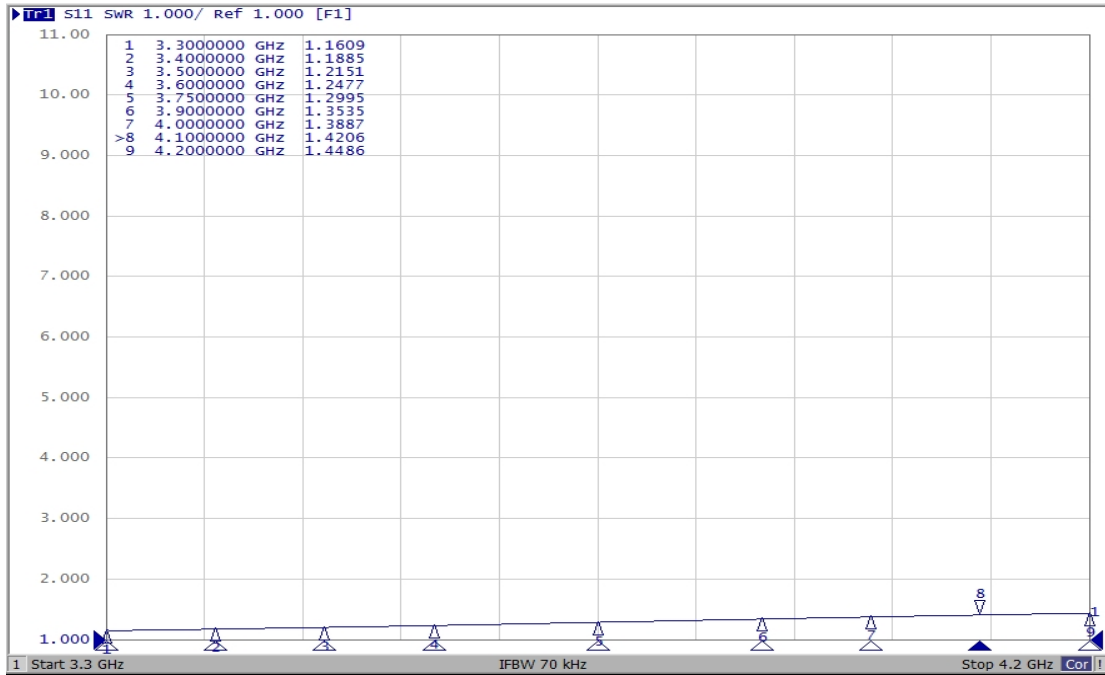


THC35F03A

Hybrid Coupler 3dB, 90°

Rev A1.0

Transmission Port:



Isolation Port:

