


RS Series

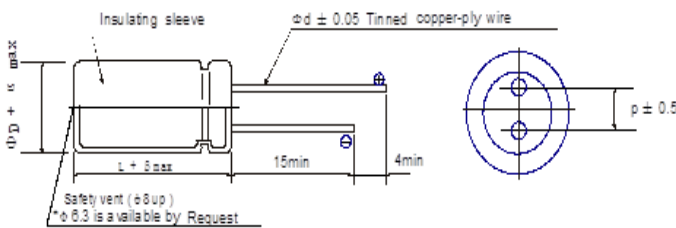
- 105°C 5mm Height
- Rohs compliance.



■ SPECIFICATIONS

Item	Characteristics																					
Operating Temperature Range	-40 ~ +105°C																					
Voltage Range	6.3 ~50 V.DC																					
Capacitance Tolerance	-20% ~ +20% (at 20°C, 120Hz)																					
Leakage Current	$I = 0.01CV$ or $3(\mu A)$ whichever is greater.(after 2 minutes) where, I: Max Leakage Current(μA), C: Nominal Capacitance(μF), V: Rated Voltage(V) (at 20°C)																					
Dissipation Factor(tan δ) (at 120Hz, +20°C)	<table border="1"> <tr> <td>WV</td> <td>6.3</td> <td>10</td> <td>16</td> <td>25</td> <td>35</td> <td>50</td> </tr> <tr> <td>tanδ</td> <td>0.28</td> <td>0.24</td> <td>0.20</td> <td>0.16</td> <td>0.13</td> <td>0.12</td> </tr> </table>	WV	6.3	10	16	25	35	50	tan δ	0.28	0.24	0.20	0.16	0.13	0.12							
WV	6.3	10	16	25	35	50																
tan δ	0.28	0.24	0.20	0.16	0.13	0.12																
Low Temp. Impedance Stability at 120Hz	<table border="1"> <tr> <td>WV</td> <td>6.3</td> <td>10</td> <td>16</td> <td>25</td> <td>35</td> <td>50</td> </tr> <tr> <td>Z(-25°C) / Z(+20°C)</td> <td>3</td> <td>3</td> <td>2</td> <td>2</td> <td>2</td> <td>2</td> </tr> <tr> <td>Z(-40°C) / Z(+20°C)</td> <td>8</td> <td>5</td> <td>4</td> <td>3</td> <td>3</td> <td>3</td> </tr> </table>	WV	6.3	10	16	25	35	50	Z(-25°C) / Z(+20°C)	3	3	2	2	2	2	Z(-40°C) / Z(+20°C)	8	5	4	3	3	3
WV	6.3	10	16	25	35	50																
Z(-25°C) / Z(+20°C)	3	3	2	2	2	2																
Z(-40°C) / Z(+20°C)	8	5	4	3	3	3																
High Temp. Load Test	<p>After applying rated voltage with max ripple current for 1000 hours at 105°C, the capacitors shall meet the following requirements.</p> <p>Capacitance change ... $\leq \pm 25\%$ of the initial measured value</p> <p>tanδ ... $\leq 200\%$ of the initial specified value</p> <p>DC leakage current ... \leq the initial specified value</p>																					

● DRAWING



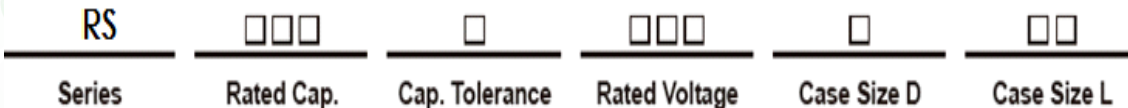
ΦD	4	5	6.3
P	1.5	2.0	2.5
Φd	0.45		
β	1.0		
α	0.5		

▼ MULTIPLIER FOR RIPPLE CURRENT

Frequency coefficient

Frequency(Hz)		60(50)	120	1K	10K	100K
Coefficient	0.1~47 μF	0.80	1.0	1.20	1.30	1.50
	100 μF	0.80	1.0	1.35	1.35	1.65

◆ PART NUMBERING SYSTEM



RS Series

STANDARD RATINGS

WV(Vdc) Cap (μF)	6.3		10		16		25		35		50	
	ΦDxL (mm)	Ripple current (mArms)	ΦDxL (mm)	Ripple current (mArms)	ΦDxL (mm)	Ripple current (mArms)	ΦDxL (mm)	Ripple current (mArms)	ΦDxL (mm)	Ripple current (mArms)	ΦDxL (mm)	Ripple current (mArms)
0.1											4X5	1
0.22											4X5	2
0.33											4X5	3
0.47											4X5	4
1.0											4X5	8
2.2											4X5	13
3.3											4X5	14
4.7									4X5	17	5X5	18
10					4X5	20	5X5	22	5X5	24	6.3X5	28
22	4X5	23	5X5	28	5X5	31	6.3X5	44	6.3X5	48		
33	5X5	30	5X5	34	6.3X5	48	6.3X5	48				
47	5X5	37	6.3X5	52	6.3X5	56						
100	6.3X5	57	6.3X5	60	6.3X5	67						

→ Rated Ripple Current (mArms) at 106 120Hz

→ Case Size: ΦDxL(mm)