


ANP Series

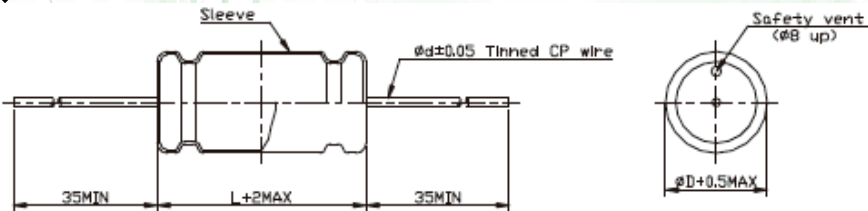
- Axial NP for Speaker Crossover Network Type.
- Rohs compliance.



◆ SPECIFICATIONS

Item	Characteristics							
Temperature Range	-40 +85℃							
Rated Voltage Range	50V.DC, 100V.DC							
Rated Capacitance Range	1 ~1000F							
Capacitance Tolerance	±10%(K) or±5%(J) (1KHz, 20℃)							
Leakage Current	I=0.02CV or 3A Max, whichever is greater, after 2 minutes application of rated voltage.							
Dissipation Factor (tanδ)	Tanδ(Max)	0.15	0.1	0.06	0.05	0.04	1KHz, 20℃	
Temperature Characteristic	Impedance ratio (1KHz)							
	Rated Voltag	50	100					
	Z-25℃/ Z+20℃	2	2					
	Z-40℃/ Z+20℃	4	4					
Load Life	After 2000 hours application of rated working voltage at 85℃ with the polarity inverted every 250 hours, capacitors meet the characteristics requirements mentioned belo							
	Capacitance chang	Within±20% of initial value						
	Dissipation Factor (Tan)	150% or less of initial specified value						
	Leakage Current	Initial specified value or less						
Shelf Life	After leaving capacitors under no load at 85℃ for 1000 hours and applying voltage according to JIS C 5102 4-4, they meet the specified value for load life characteristics listed above.							
Applicable Standards	JIS C-5141 W EIAJ RC-2366A EIAJ RC-3803 Characteristics W of JIS C-5141, EIAJ RC-2366A and EIAJ RC-3803							

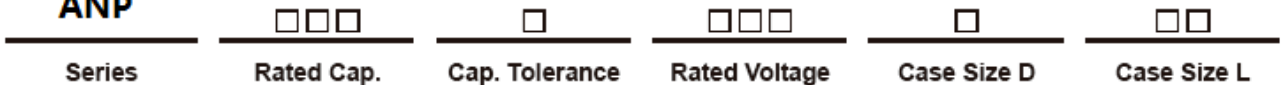
◆ DRAWING



ΦD	8~10	13~25
Φd	0.6	0.8

◆ PART NUMBERING SYSTEM

ANP



ANP Series

STANDARD RATINGS

D.F.(Tan) Code)		0.15		0.10		0.06		0.05		0.04	
		1H(50V)	2A(100V)	1H(50V)	2A(100V)	1H(50V)	2A(100V)	1H(50V)	2A(100V)	1H(50V)	2A(100V)
1	010	6x16	6x16	8x16	8x16	8x18	10x19	10x19	10x19	10x24	10x24
1.2	1R2	6x16	6x16	8x16	8x16	10x19	10x19	10x19	10x19	10x24	10x24
1.5	1R5	6x16	6x16	8x16	8x16	10x19	10x19	10x19	10x19	10x24	13x26
1.8	1R8	6x16	6x16	8x16	8x16	10x19	10x19	10x19	10x24	10x24	13x26
2.2	2R2	6x16	6x16	8x16	8x16	10x19	10x19	10x19	10x24	10x24	13x26
2.7	2R7	6x16	6x16	8x16	8x16	10x19	10x24	10x24	10x24	13x26	13x26
3.3	3R3	6x16	6x16	8x16	8x16	10x19	10x24	10x24	10x24	13x26	13x26
4	040	6x16	6x16	8x16	8x16	10x19	10x24	10x24	10x24	13x26	13x31
4.7	4R7	6x16	6x16	8x16	8x18	10x19	10x24	10x24	10x24	13x31	13x31
5.6	5R6	6x16	8x16	8x16	8x18	10x19	10x24	10x24	13x26	13x31	13x31
6.8	6R8	6x16	8x16	8x16	10x19	10x19	10x24	10x24	13x26	13x31	16x33
8	080	8x16	8x16	8x16	10x19	10x19	10x24	10x24	13x26	13x31	16x33
10	100	8x16	8x18	10x19	10x19	10x24	10x24	10x24	13x26	13x31	16x33
12	120	8x16	8x18	10x19	10x19	10x24	10x24	10x24	13x26	13x31	16x33
15	150	8x18	10x19	10x19	10x24	10x24	10x24	13x26	13x31	16x33	16x38
18	180	8x18	10x19	10x19	10x24	10x24	10x24	13x26	13x31	16x33	16x38
22	220	10x19	10x19	10x24	10x24	10x24	13x26	13x31	13x31	16x33	18x38
27	270	10x19	10x24	10x24	10x24	13x26	13x26	13x31	13x31	16x33	18x38
33	330	10x19	10x24	10x24	13x26	13x26	13x31	13x31	16x33	16x33	18x38
40	400	10x19	13x26	10x24	13x26	13x26	13x31	16x33	16x38	16x33	18x38
47	470	10x19	13x26	10x24	13x26	13x31	13x31	16x33	16x38	16x33	18x38
56	560	10x24	13x26	13x26	13x31	13x31	16x33	16x33	16x38	16x38	18x41
6	60	10x24	13x26	13x26	13x31	13x31	16x33	16x38	18x38	18x38	22x44
80	800	13x26	13x31	13x31	13x31	16x33	16x33	16x38	18x41	18x41	22x44
100	101	13x26	16x33	13x31	16x33	16x33	18x38	18x41	22x44	22x44	25x50
120	121	13x31	16x33	16x33	16x33	16x38	18x38	18x45	22x48	22x44	25x50
150	151	13x31	16x38	16x33	16x41	18x41	18x41	22x48	25x50	22x48	25x54
180	181	16x33	16x41	16x33	18x41	18x41	22x44	22x48	25x50	25x50	
220	221	16x33	18x41	16x38	22x44	22x44	22x44	22x50	25x54		
270	271	16x33	18x41	18x41	22x44						
330	331	16x38	22x44	18x41	25x48						
400	401	16x41	22x44	22x44	25x50						
470	471	18x41	22x48	22x44	25x50						
560	561	18x41	25x50	22x44	25x54						
680	681	22x44	25x54	25x50							
800	801	22x44	25x58	25x54							
1000	102	25x50		25x58							

Please contact to us if other Characteristics or Dimensions are required.