


# AMP Series

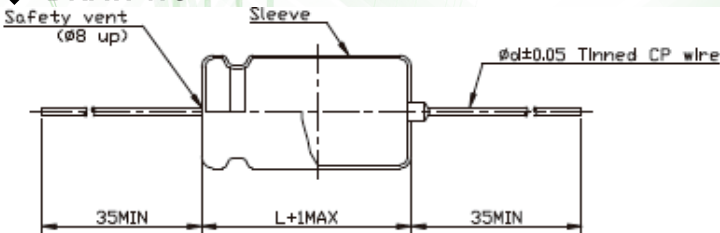
- Axial Spot NP for Speaker Crossover Network.
- Rohs compliance.



## ◆ SPECIFICATIONS

Item	Characteristics			
Temperature Range	-40 +85℃			
Rated Voltage Range	50V.DC, 100V.DC			
Rated Capacitance Range	1 ~1000F			
Capacitance Tolerance	±10%(K) or±5%(J) (1KHz, 20℃)			
Leakage Current	I=0.02CV or 3A Max, whichever is greater, after 2 minutes application of rated voltage.			
Dissipation Factor (tanδ)	Tanδ(Max)	0.15	0.1	1KHz, 20℃
Temperature Characteristic	Impedance ratio (1KHz)			
	Rated Voltage	50	100	
	Z-25℃/ Z+20℃	2	2	
	Z-40℃/ Z+20℃	4	4	
Load Life	After 2000 hours application of rated working voltage at 85℃ with the polarity inverted every 250 hours, capacitors meet the characteristics requirements mentioned below			
	Capacitance chang	Within±20% of initial value		
	Dissipation Factor (Tan)	150% or less of initial specified value		
Shelf Life	Initial specified value or less			
	After leaving capacitors under no load at 85℃ for 1000 hours and applying voltage according to JIS C 5102 4-4, they meet the specified value for load life characteristics listed above.			
Applicable Standards	JIS C-5141 W EIAJ RC-2366A EIAJ RC-3803 Characteristics W of JIS C-5141, EIAJ RC-2366A and EIAJ RC-3803			

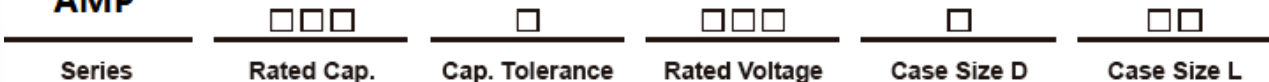
## ◆ DRAWING



ΦD	8~10	13~25
Φd	0.6	0.8

## ◆ PART NUMBERING SYSTEM

### AMP



# AMP Series

## STANDARD RATINGS

D X L (mm)

D.F.(Tan) Code)		0.15		0.10	
		1H(50V)	2A(100V)	1H(50V)	2A(100V)
Cap(F)					
1	010	5x13	6.3x13	8x16	8x16
1.2	1R2	5x13	6.3x13	8x16	8x16
1.5	1R5	5x13	6.3x13	8x16	8x16
1.8	1R8	5x13	6.3x13	8x16	8x16
2.2	2R2	5x13	6.3x13	8x16	8x16
2.7	2R7	6.3x13	6.3x13	8x16	8x16
3.3	3R3	6.3x13	6.3x13	8x16	8x16
4	040	6.3x13	6.3x13	8x16	8x16
4.7	4R7	6.3x13	6.3x13	8x16	8x16
5.6	5R6	6.3x13	6.3x16	8x16	8x16
6.8	6R8	6.3x13	6.3x16	8x16	8x20
8	080	6.3x16	8x16	8x16	8x20
10	100	6.3x16	8x16	8x16	8x20
12	120	8x16	8x16	8x16	8x20
15	150	8x16	8x20	8x20	10x21
18	180	8x16	8x20	8x20	10x21
22	220	8x20	10x21	10x21	10x21
27	270	8x20	10x21	10x21	10x21
33	330	8x20	10x21	10x21	10x26
40	400	10x21	10x21	10x26	10x26
47	470	10x21	10x26	10x26	13x27
56	560	10x21	10x26	10x26	13x27
68	680	10x26	13x27	13x27	13x27
80	800	10x26	13x27	13x27	13x32
100	101	13x27	13x32	13x27	16x33
120	121	13x27	16x33	13x32	16x33
150	151	13x27	16x33	16x33	16x41
180	181	13x32	16x41	16x33	18x41
220	221	16x33	18x41	16x41	18x41
270	271	16x33	18x41	16x41	22x42
330	331	16x33	22x42	18x41	22x42
400	401	16x41	22x42	25x42	25x43
470	471	18x41	22x42	25x42	25x43
560	561	18x41	25x42	25x42	25x47
680	681	22x42	25x47	25x43	
800	801	22x42	25x51	25x47	
1000	102	22x43		25x51	

Please contact to us if other Characteristics or Dimensions are required.