

如何安装打印机驱动

How to install printer driver

1. Install printer driver

打印机开机 (先不连接 USB)

Power on the printer (do not connect the USB this time)

鼠标右击我的电脑或者计算机，最后一个选项属性，查看电脑的系统及系统类型
(32/64 位操作系统)

Make sure what is your computer system type(here take win7 64 bit for example)

[查看有关计算机的基本信息](#)

Windows 版本

Windows 7 旗舰版

版权所有 © 2009 Microsoft Corporation。保留所有权利。

Service Pack 1



系统

分级:  Windows 体验指数
处理器: Intel(R) Core(TM) i3-2370M CPU @ 2.40GHz 2.40 GHz
安装内存(RAM): 8.00 GB (7.89 GB 可用)
系统类型: 64 位操作系统
笔和触摸: 没有可用于此显示器的笔或触控输入

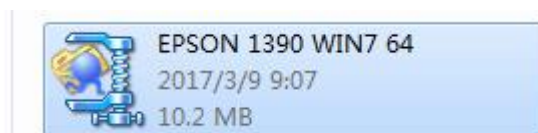
计算机名称、域和工作组设置

计算机名: XZ-20161220WOJQ
计算机全名: XZ-20161220WOJQ
计算机描述:
工作组: WORKGROUP

 更改设置

找到相对应的驱动安装，双击打开

Find the correspondent driver package, double click to open(here take printer Epson
1390 for example)



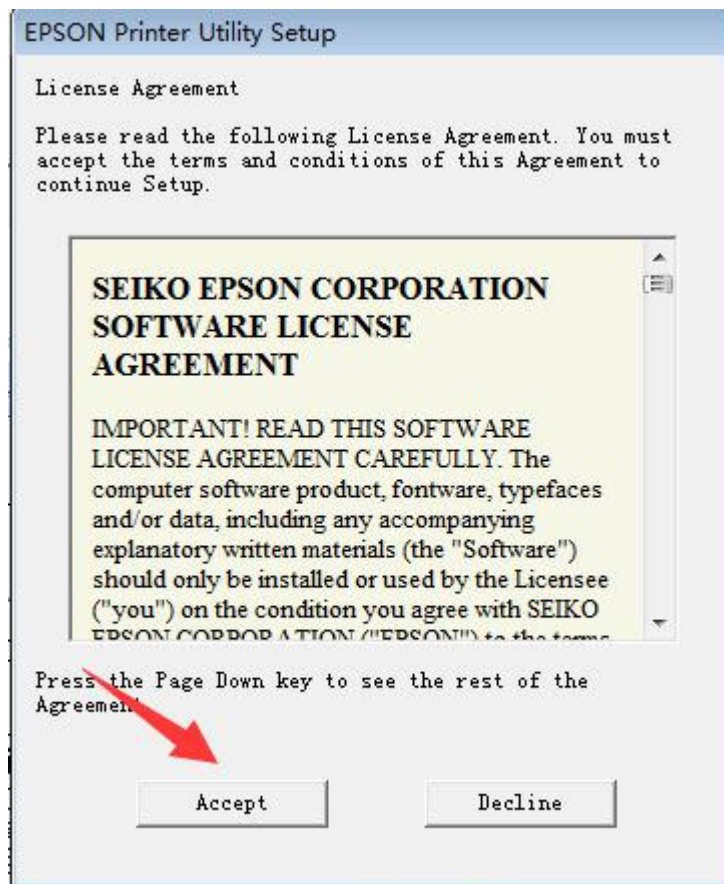
选择“确定”

Choose "Yes"



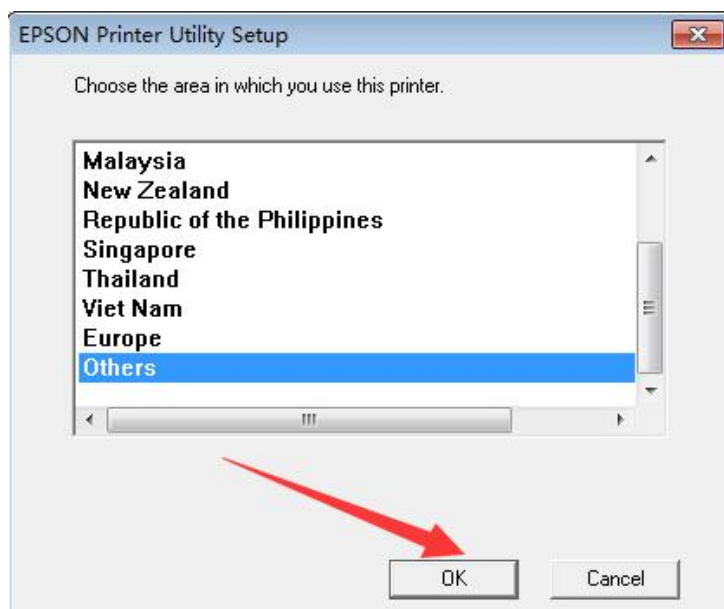
点确定

Choose "Accept"



根据你的实际情况，选择打印机在哪个国家使用

According to your own condition, choose which area you use this printer, then click “ok”



当你的电脑提示手动选择端口的时候，插上 USB 线连接你的电脑和打印机，无需点“手动”，此时电脑会自动识别打印机

When computer shows as follow, please use USB to connect your computer and printer, wait a moment, the computer can discern the printer automatically



安装完成，会弹出提示如下：

After finish install, will shown the page, then you click “Yes” is ok



电脑上打开“设备和打印机”，你会看到安装好的打印机图标

Your computer click “Equipment and Printer” -- and you will see the printer icon that you install([here take Epson 1390 for example](#)), picture as follow:




电脑上删除这个打印机，把电脑连接打印接的 USB 线拔了重新连接，电脑会自动识别打印机并出现新的打印机图标

Delete this printer icon from your computer, remove the USB on the computer port, then insert back the USB, this time your computer will recognize the printer automatically

Rip 软件安装步骤

RIP software install step:

A. 电脑端口把黑色的软件加密狗 (USB)插上, 才能打开软件

Please insert your Soft dog(Black USB key)  into your computer, then can you open your RIP software to start your printing work.

B. 解压文件, 找到这个安装程序的位置

Unzip the file to your desktop first, and then open the file, double click following red



mark icon , then you can open the software, usually we use this one to print .

So please copy this to your desktop in order to make simplify you next time open it

(退出电脑杀毒软件, 把这个软件添加到杀毒软件信任区, 否则会被默认为病毒软件给杀掉)

If your computer anti-virus software recognize it as an virus, please add RIP SOFTWARE from isolate area to trust area(let your computer trust the software and allow it to use)

C:\PartnerRIP.zip\PartnerRIP

文件(F) 编辑(E) 查看(V) 书签(A) 工具(T) 意见反馈

添加 解压到 测试 删除 信息

C:\PartnerRIP.zip\PartnerRIP

名称	大小	压缩后大小	创建时间	加密
..(上级目录)				
Backup	3.2 KB	1.1 KB	2017-10-03 14:54	-
Bitmap	6.6 KB	6.6 KB	2017-10-03 14:53	-
Fonts	6.2 MB	4.3 MB	2017-10-03 14:53	-
InkSetting	0 B	0 B	2017-10-03 14:53	-
Lib	1.1 MB	424.9 KB	2017-10-03 14:53	-
Media	0 B	0 B	2017-10-03 14:54	-
Profile	71.0 MB	14.8 MB	2017-10-03 14:53	-
Psfonds	0 B	0 B	2017-10-03 14:53	-
Resource	14.7 MB	6.4 MB	2017-10-03 14:53	-
temp	2.8 MB	1.4 MB	2017-10-10 15:07	-
Utility	3.3 KB	2.6 KB	2017-10-03 14:53	-
comctl32.dll	519.5 KB	293.0 KB	2010-09-01 00:44	-
comdlg32.dll	440.0 KB	222.7 KB	2009-04-11 15:28	-
DoubleInk.txt	1.1 KB	302 B	2010-04-16 16:05	-
HmPrint32.dll	1.2 MB	732.0 KB	2011-05-13 13:41	-
Hmpsdll32.dll	12.2 MB	9.2 MB	2010-09-17 10:00	-
ImageLib7023.dll	1.3 MB	643.2 KB	2011-04-21 17:10	-
JobDefault.pjw	1.4 KB	436 B	2017-10-03 14:54	-
Jobs.pjw	1.6 KB	558 B	2017-10-03 14:54	-
jpeg62.dll	124.5 KB	62.3 KB	2005-05-15 14:08	-
LangCHS.dll	92.0 KB	17.8 KB	2011-09-17 14:45	-
LangKor.dll	100.0 KB	20.0 KB	2011-09-17 14:45	-
LangWChs.dll	88.0 KB	19.7 KB	2011-09-21 15:56	-
LangWKor.dll	92.0 KB	21.6 KB	2011-09-21 15:55	-
libtiff3.dll	431.1 KB	141.5 KB	2004-02-10 22:36	-
MFC71.dll	1.0 MB	466.4 KB	2006-08-25 23:23	-
msvc71.dll	492.0 KB	127.7 KB	2006-07-11 18:35	-
msvcr71.dll	340.0 KB	175.3 KB	2006-07-11 18:35	-
papers.xml	29.9 KB	3.8 KB	2006-03-23 13:11	-
Partner.ini	195 B	119 B	2017-10-03 14:54	-
Partner81.exe	1.7 MB	1.6 MB	2014-03-25 21:53	-
Partner81W.exe	1.6 MB	1.5 MB	2014-03-25 21:51	-
printers.xml	14.8 KB	983 B	2010-12-12 17:40	-
tifcvt1.exe	400.0 KB	142.6 KB	2006-06-12 22:58	-
tifcvt2.exe	48.5 KB	19.4 KB	2004-02-10 22:36	-
tifcvt3.exe	55.5 KB	24.9 KB	2006-03-28 10:50	-
XP8600Lib.dll	1.4 MB	540.4 KB	2005-06-12 15:37	-
zlib1.dll	69.0 KB	36.9 KB	2003-12-13 08:30	-