



Technical Data Sheet

3.0mm Multi-Color Round Type LED Lamps

209SDRSYGW/S530-A3

Features :

- Two chips are matched for uniform light output, wide viewing angle
- Long life-solid state reliability
- I.C. compatible/Low power consumption
- Pb free
- The product itself will remain within RoHS compliant version



Descriptions :

- The 209 LED lamps contain two integral chips and is available as both bicolor and bipolar types.
- The Super Deep-Red and Super Yellow Green light is emitted by diodes of AlGaInP and AlGaInP respectively.
- Type of bipolar lamps are both White Diffused and Color Diffused while the bicolor are White Diffused.

Applications :

- TV set
- Monitor
- Telephone
- Computer

PART NO.	Chip		Lens Color
	Material	Emitted Color	
209SDRSYGW/S530-A3	AlGaInP	Super Deep-Red	White Diffused
	AlGaInP	Super Yellow Green	

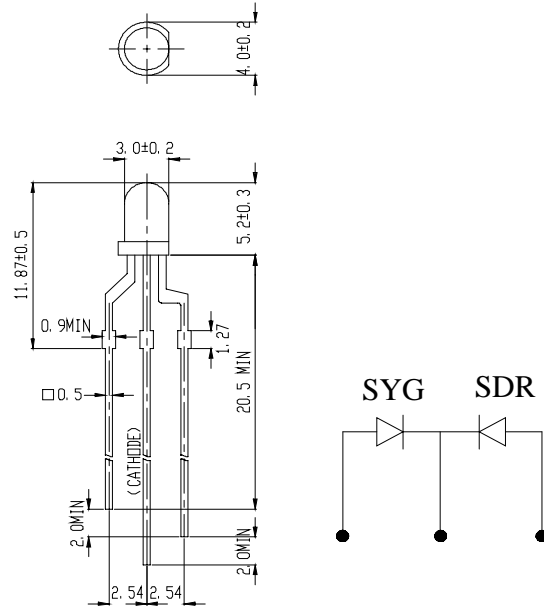


Technical Data Sheet

3.0mm Multi-Color Round Type LED Lamps

209SDRSYGW/S530-A3

Package Dimensions



Notes: 1. All dimensions are in millimetres

- 2. An epoxy meniscus may extend about 1.5mm(0.059") down to the lead.
- 3. Tolerances unless Dimension ± 0.25 mm.

The Hyper Red and Super Yellow Green

Parameter	Symbol	Rating		Unit
Current	IF	SDR/S530	25	mA
		SYG/S530	25	
Operating Temperature	Topr	-40 to +85		°C
Storage Temperature	Tstg	-40 to +100		°C
Soldering Temperature	Tsol	260 \pm 5		°C
Electrostatic Discharge	ESD	2000		V
Power Dissipation	Pd	SDR/S530	60	mW
		SYG/S530	60	
Peak Forward Current	IF(Peak)	SDR/S530	60	mA
		SYG/S530	60	
Reverse Voltage	VR	5		V

Note: *1:IFP Conditions --Pulse Width \leq 1msec and Duty \leq 1/10.

*2:Soldering time \leq 5 seconds.



Technical Data Sheet

3.0mm Multi-Color Round Type LED Lamps

209SDRSYGW/S530-A3

Electro-Optical Characteristics (Ta=25°C)

Parameter	Symbol	Min.	Typ.	Max.	Unit	Condition
Luminous Intensity	I _v SDR/S530	25	50	/	mcd	I _F = 20 mA
	SYG/S530	16	32	/		
Viewing Angle	2θ 1/2	/	80	/	deg	I _F = 20 mA
Peak Wavelength	λ _p SDR/S530	/	650	/	nm	I _F = 20 mA
	SYG/S530	/	575	/		
Dominant Wavelength	λ _d SDR/S530	/	639	/	nm	I _F = 20 mA
	SYG/S530	/	573	/		
Spectrum Radiation Bandwidth	Δλ SDR/S530	/	20	/	nm	I _F = 20 mA
	SYG/S530	/	20	/		
Forward Voltage	V _F SDR/S530	/	2.0	2.4	V	I _F = 20 mA
	SYG/S530	/	2.0	2.4		
Reverse Current	I _R	/	/	10	μ A	V _R = 5 V



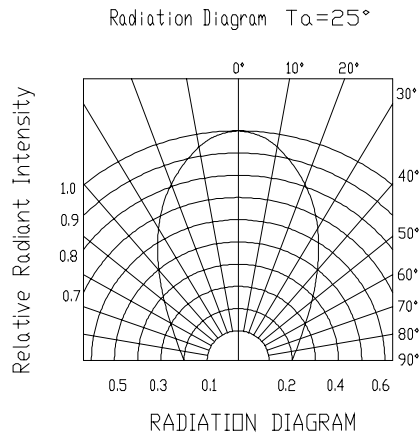
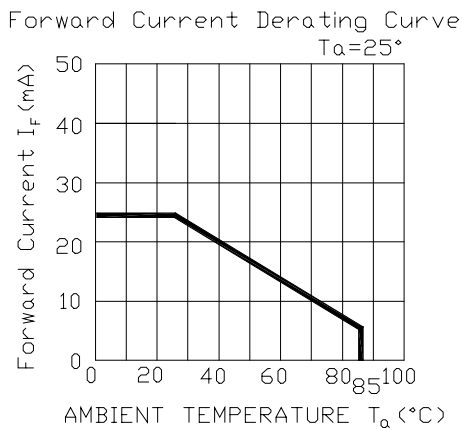
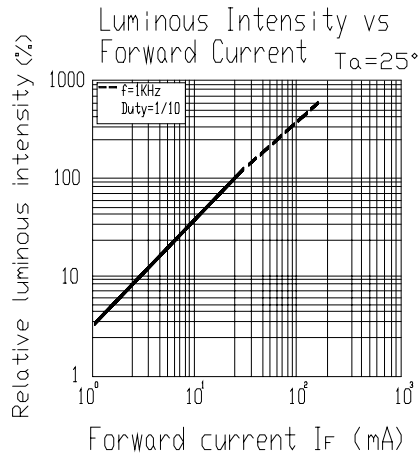
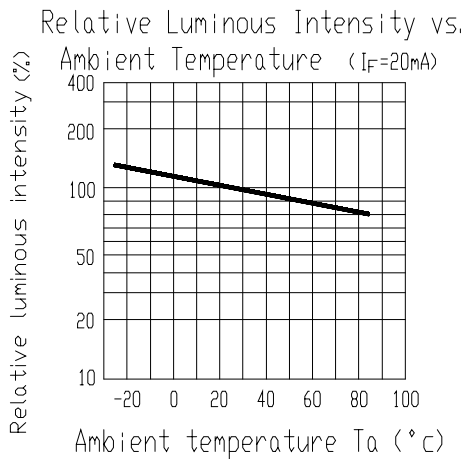
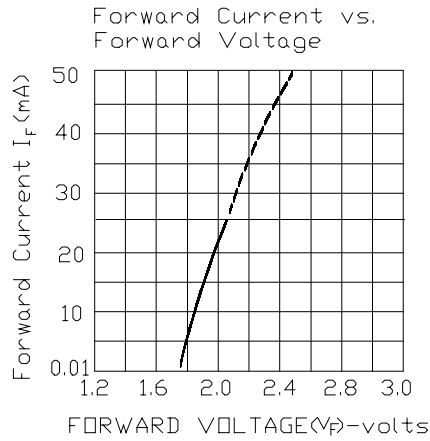
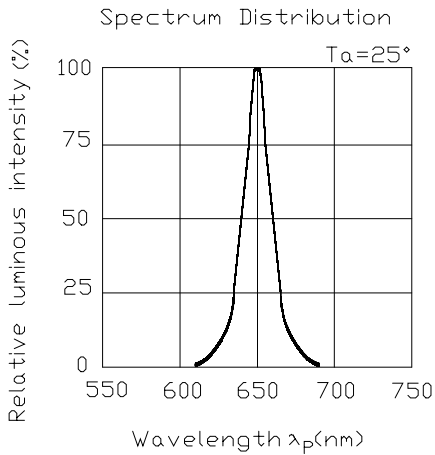
Technical Data Sheet

3.0mm Multi-Color Round Type LED Lamps

209SDRSYGW/S530-A3

■ Typical Electro-Optical Characteristic Curves:

(SDR)



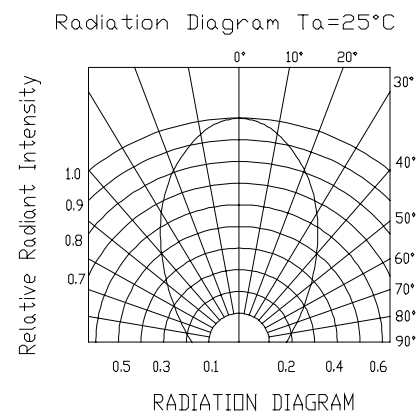
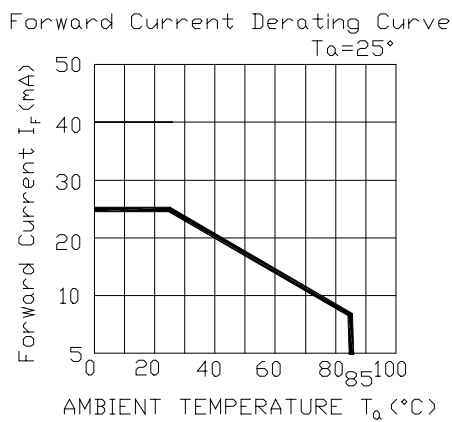
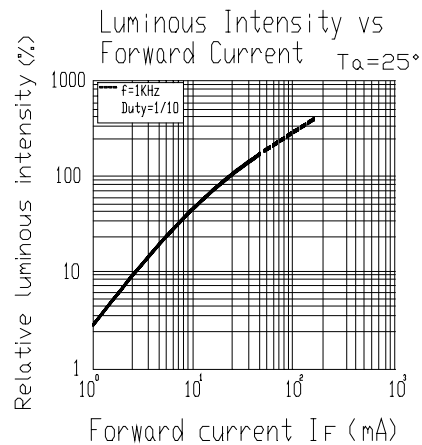
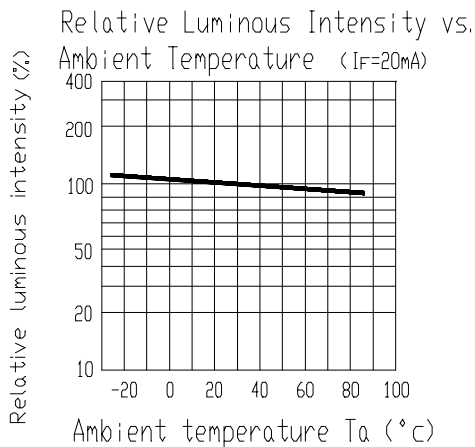
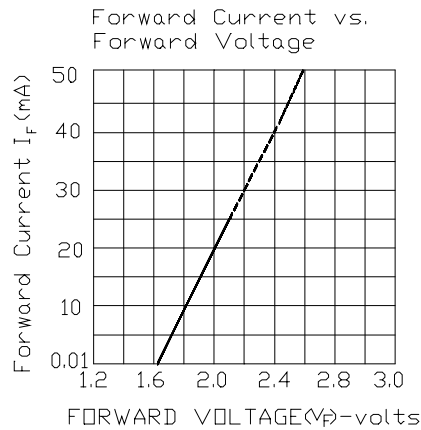
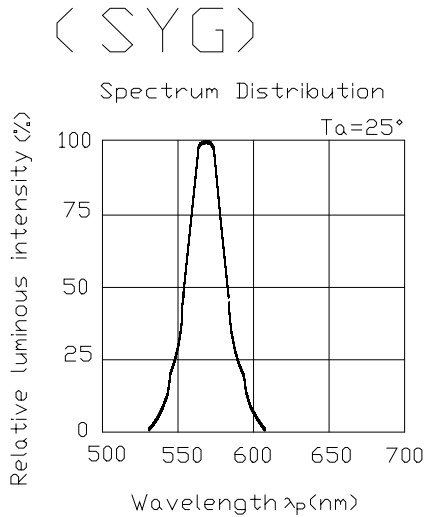


Technical Data Sheet

3.0mm Multi-Color Round Type LED Lamps

209SDRSYGW/S530-A3

Typical Electro-Optical Characteristic Curves:





Technical Data Sheet

3.0mm Multi-Color Round Type LED Lamps

209SDRSYGW/S530-A3

■ Reliability test items and conditions:

NO	Item	Test Conditions	Test Hours/Cycle	Sample Size	Ac/Re
1	Solder Heat	TEMP : 260°C ± 5 °C	10 SEC	76 PCS	0/1
2	Temperature Cycle	H : +100°C 15min ∫ 5 min L : -40°C 15min	300 CYCLES	76 PCS	0/1
3	Thermal Shock	H : +100°C 5min ∫ 10 sec L : -10°C 5min	300 CYCLES	76 PCS	0/1
4	High Temperature Storage	TEMP : 100°C	1000 HRS	76 PCS	0/1
5	Low Temperature Storage	TEMP : -40°C	1000 HRS	76 PCS	0/1
6	DC Operating Life	TEMP : 25°C IF = 20mA	1000 HRS	76 PCS	0/1
7	High Temperature / High Humidity	85°C / 85% RH	1000 HRS	76 PCS	0/1



Technical Data Sheet

3.0mm Multi-Color Round Type LED Lamps

209SDRSYGW/S530-A3

Packing Quantity Specification

1.500PCS/1Bag , 6Bags/1Box

2.10Boxes/1Carton

Label Form Specification

EVERLIGHT

CPN:

P/N:



209SDRSYGW/S530-A3

QTY:



CAT:

HUE:

REF:

LOT NO: EL



MADE IN TAIWAN

CPN: Customer's Production Number

P/N : Production Number

QTY: Packing Quantity

CAT: Ranks

HUE: Peak Wavelength

REF: Reference

LOT No: Lot Number

MADE IN TAIWAN: Production Place

Notes

1. Above specification may be changed without notice. EVERLIGHT will reserve authority on material change for above specification.
2. When using this product, please observe the absolute maximum ratings and the instructions for using outlined in these specification sheets. EVERLIGHT assumes no responsibility for any damage resulting from use of the product which does not comply with the absolute maximum ratings and the instructions included in these specification sheets.
3. These specification sheets include materials protected under copyright of EVERLIGHT corporation. Please don't reproduce or cause anyone to reproduce them without EVERLIGHT's consent.

EVERLIGHT ELECTRONICS CO., LTD.

Office: No 25, Lane 76, Sec 3, Chung Yang Rd,

Tucheng Tainei 236 Taiwan R O C.

Tel: 886-2-2267-2000, 2267-9936

Fax: 886-2267-6244, 2267-6189, 2267-6306

<http://www.everlight.com>